

CABLE CLIP

Dual Rack Cable Clips simplify wire management with a cleaner aesthetic solar PV array. Made from 65Mn-0.5mm, the cable clip is designed to prevent damage to cable insulation and to last for the life of the array, maintenance free. The Dual Rack Cable Clip is compatible with Dual Rack rails. Cable Clips are designed 11 mm in diameter. One clip every 3 to 4 feet of solar panel rail length.

ADVANTAGES

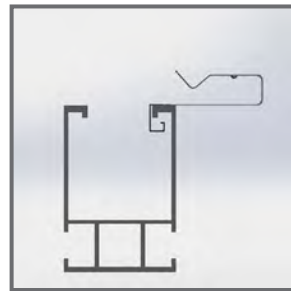
- Stainless steel.
- Easy to connect.
- Keeps module cables secure.
- Eliminates wire chafing.
- No maintenance required.
- Available in Sliver and Black.
- Conforms to UL STD 2703 and Class A Fire Rated.

Ordering Specifics

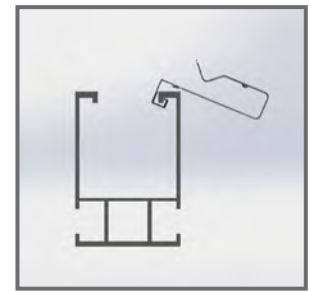
	Package
Standard Pack	100 pcs
Weight per unit	0.05 lbs
Weight per pack	5.0 lbs

Installation Guide

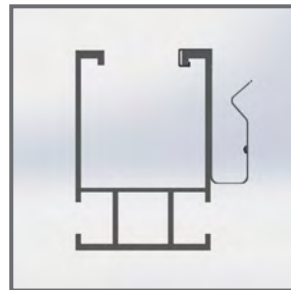
For detailed instruction please refer to the Dual Rack installation guide




1. Place the cable clip on one of the Dual Rack rail sides making a 90° angle.



2. Lower the cable clip towards the side of the Dual Rack rail.



3. Make sure the cable clip is secured in place.



4. Push the cable into the cable clip.

Product Line

Item #	Product Name
DR-CC-01	DR Cable Clip - Clear
DR-CC-02	DR Cable Clip - Black



DR-CC-01_DR Cable Clip - Clear



DR-CC-02_DR Cable Clip - Black

ETL CLASSIFIED



Intertek
5000799

Conforms to UL SUB 2703